

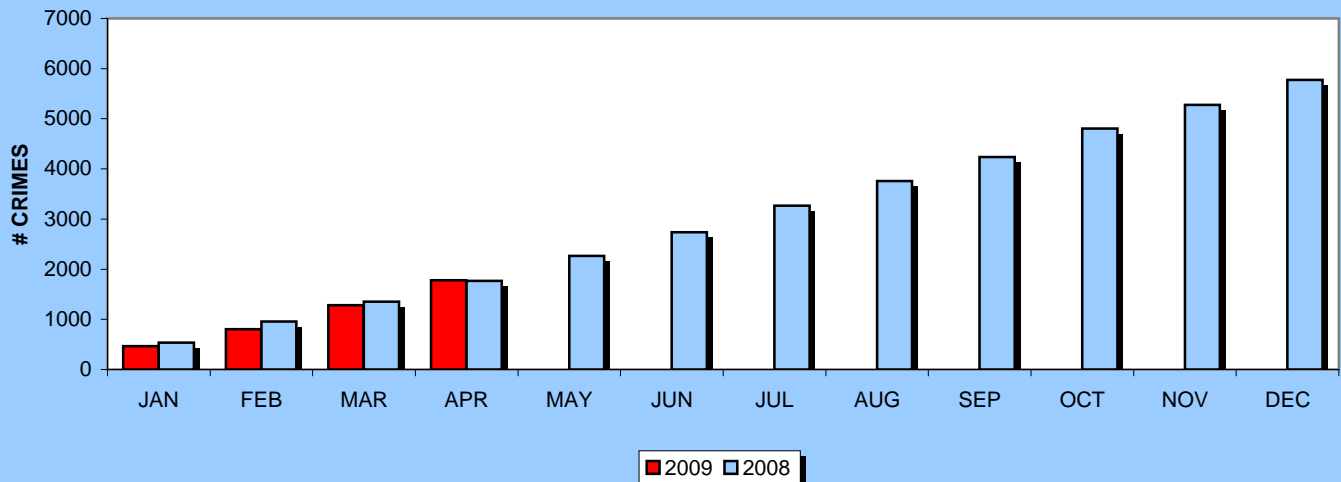


LAKELAND POLICE DEPARTMENT 2009 UNIFORM CRIME REPORT - CRIME INDEX

APRIL 2009

		JAN	FEB	MAR	APR	MAY	JUN	JUL	AUG	SEP	OCT	NOV	DEC	YTD	ANNUAL	% CHNG
Murder	2009	0	0	1	1									2	2	
	2008	1	0	3	0	1	1	0	0	0	1	1	2	4	10	-50%
	2007	0	0	0	0	0	1	1	0	2	0	1	1	0	6	#DIV/0!
Forcible Sex	2009	7	7	14	9									37	37	
	2008	10	4	3	3	8	5	15	8	7	8	4	5	20	80	85.0%
	2007	9	6	7	9	7	4	8	3	5	13	4	6	31	81	19.4%
Robbery	2009	16	10	14	15									55	55	
	2008	13	17	22	15	16	12	23	10	12	28	17	14	67	199	-17.9%
	2007	15	24	20	13	26	25	20	9	17	10	12	10	72	201	-23.6%
Agg. Assault	2009	26	14	15	22									77	77	
	2008	20	14	13	17	20	15	14	12	22	37	31	24	64	239	20.3%
	2007	18	24	22	28	36	40	27	11	24	26	20	30	92	306	-16.3%
Violent Crimes	2009	49	31	44	47									171	171	
	2008	44	35	41	35	45	33	52	30	41	74	53	45	155	528	10.3%
	2007	42	54	49	50	69	70	56	23	48	49	37	47	195	594	-12.3%
Burglary	2009	86	52	99	120									357	357	
	2008	96	71	69	74	96	86	89	88	89	97	82	92	310	1029	15.2%
	2007	98	58	59	96	102	101	113	87	98	89	80	112	311	1093	14.8%
Larceny	2009	308	241	310	303									1162	1162	
	2008	351	291	262	288	328	325	353	337	328	365	316	332	1192	3876	-2.5%
	2007	317	303	354	340	388	356	310	298	309	319	280	382	1314	3956	-11.6%
Auto Theft	2009	21	17	25	25									88	88	
	2008	44	28	21	20	25	29	33	41	18	30	24	28	113	341	-22.1%
	2007	40	17	14	29	24	24	21	22	26	37	34	35	100	323	-12.0%
Property Crimes	2009	415	310	434	448									1607	1607	
	2008	491	390	352	382	449	440	475	466	435	492	422	452	1615	5246	-0.5%
	2007	455	378	427	465	514	481	444	407	433	445	394	529	1725	5372	-6.8%
Index Total	2009	464	341	478	495									1778	5769	
	2008	535	425	393	417	494	473	527	496	476	566	475	497	1770	5774	0.5%
	2007	497	432	476	515	583	551	500	430	481	494	431	576	1920	5966	-7.4%

2008 UCR CRIME INDEX
CUMULATIVE TREND



Prepared by: CO/NSB

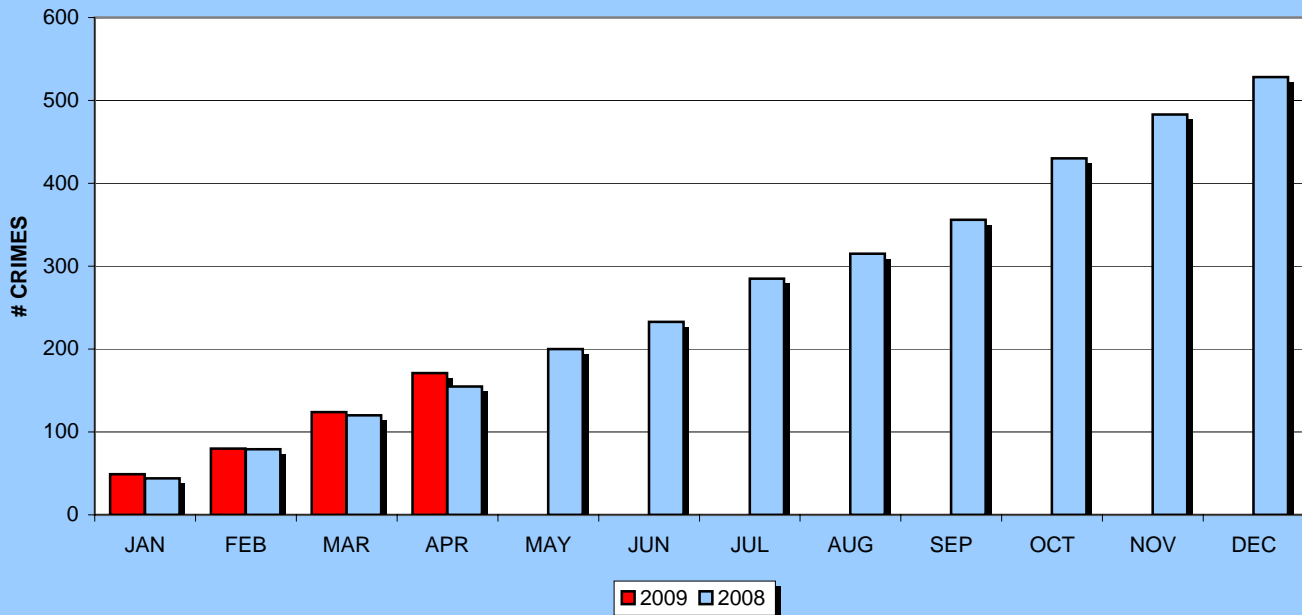
UCR data for 2009 are preliminary, pending semi-annual audits and completion for the 2009 UCR report. Figures may change.



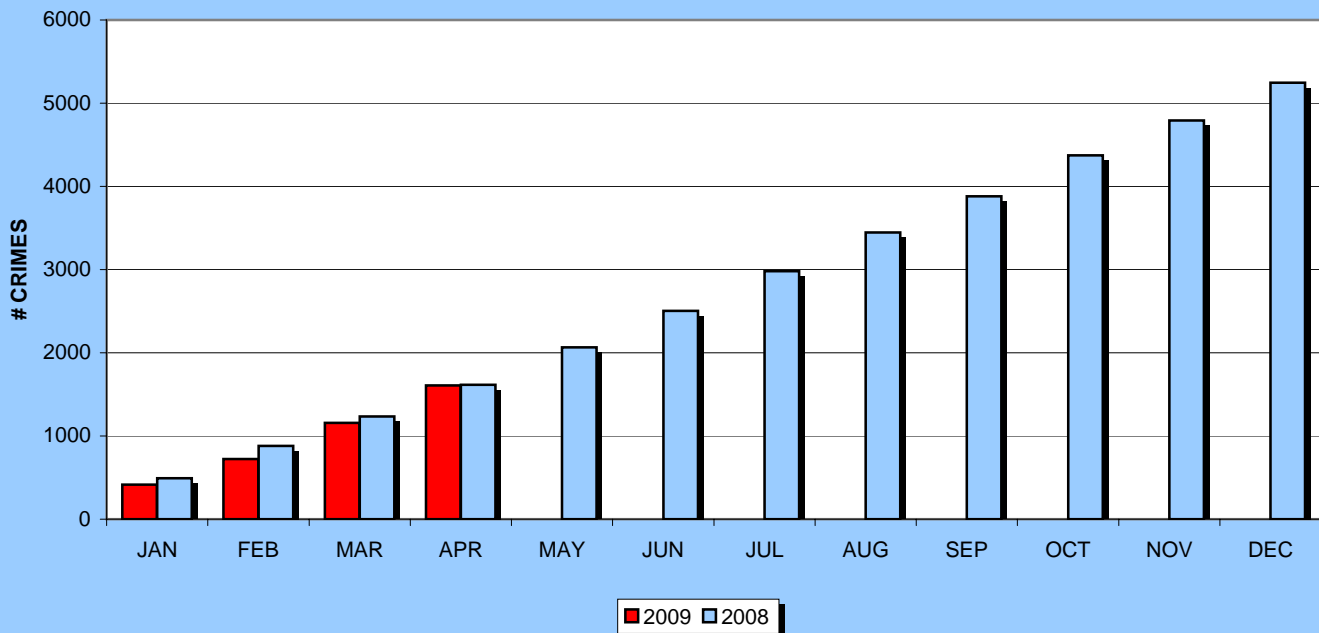
LAKELAND POLICE DEPARTMENT 2009 UNIFORM CRIME REPORT - CRIME INDEX

APRIL 2009

VIOLENT CRIMES CUMULATIVE TREND



PROPERTY CRIMES CUMULATIVE TREND



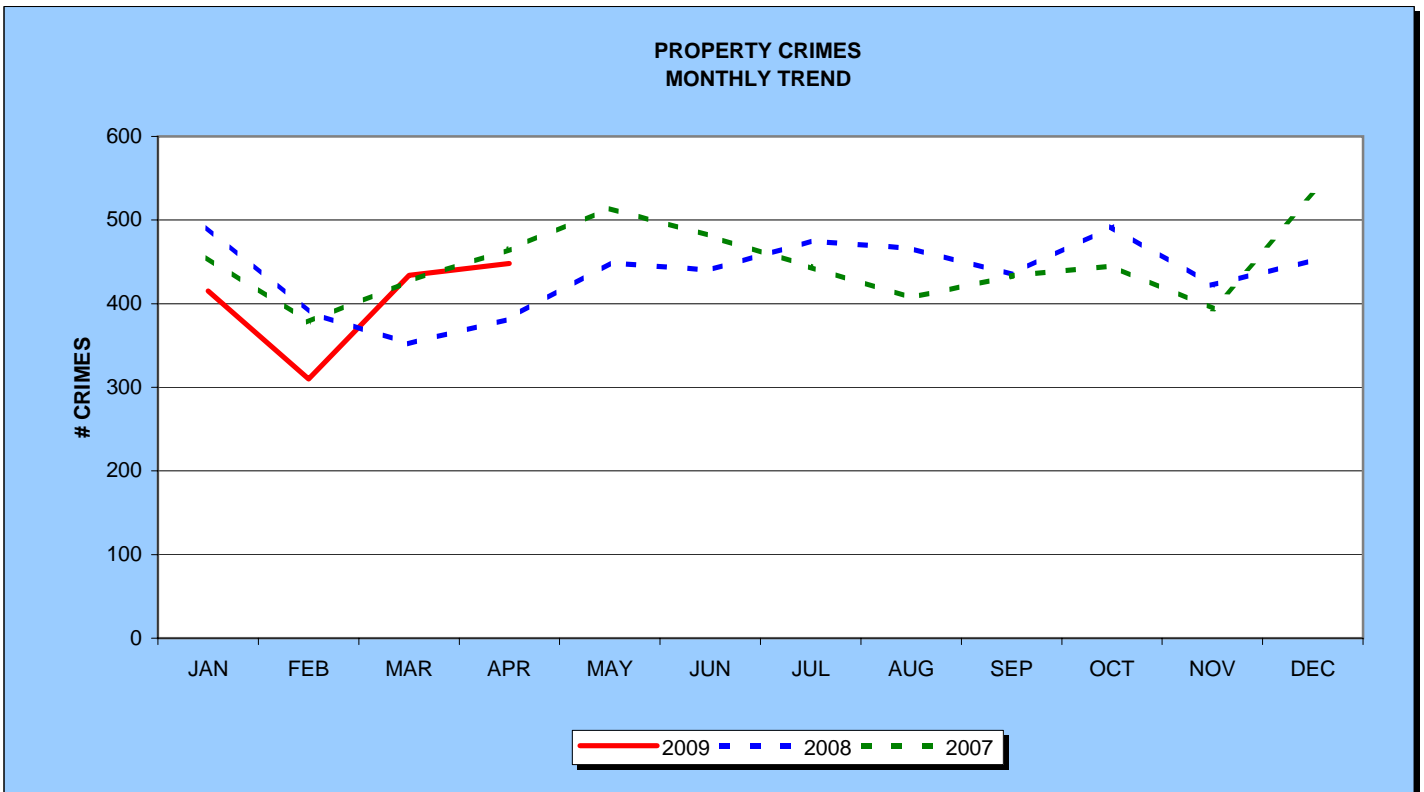
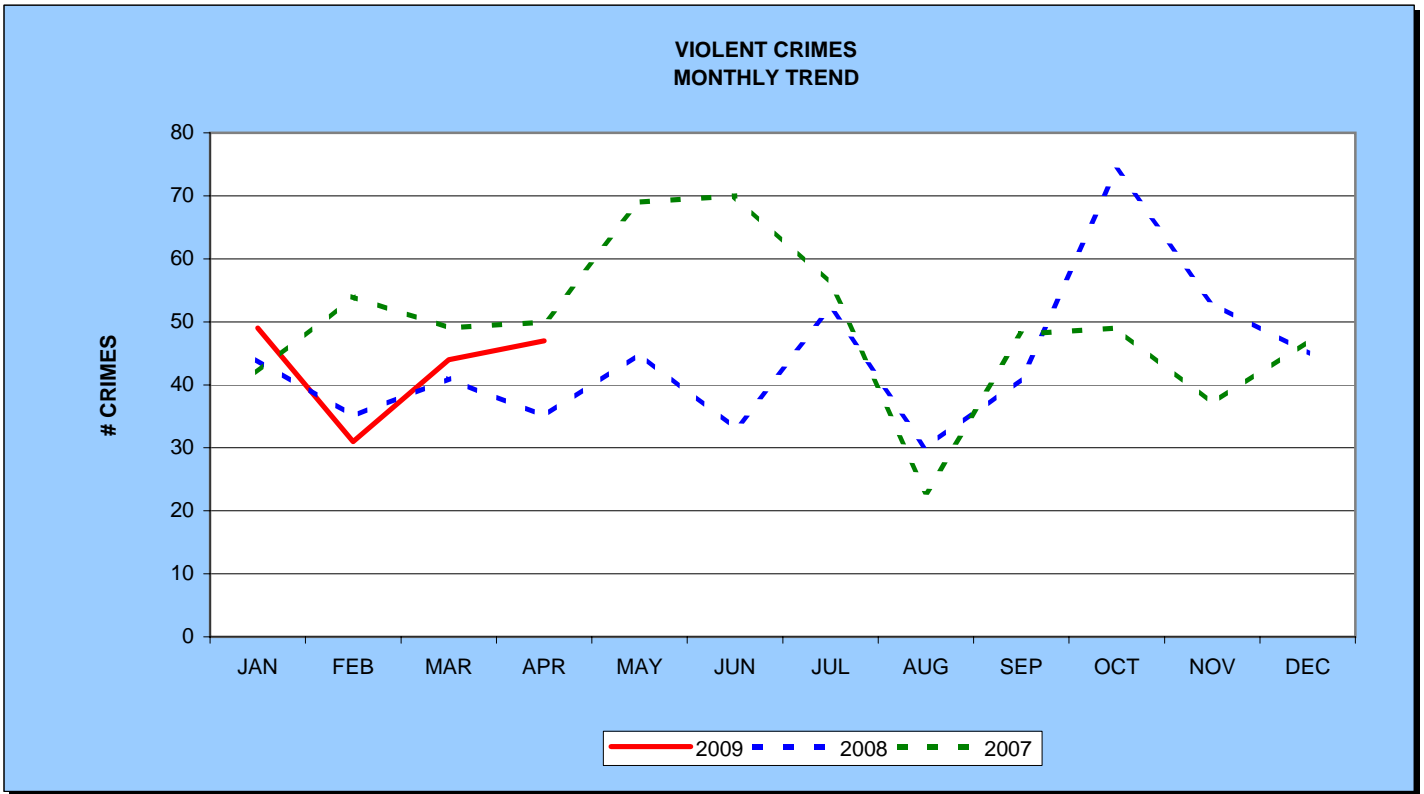
Prepared by: CO/NSB

UCR data for 2009 are preliminary, pending semi-annual audits and completion for the 2009 UCR report. Figures may change.



LAKELAND POLICE DEPARTMENT 2009 UNIFORM CRIME REPORT - CRIME INDEX

APRIL 2009



Prepared by: CO/NSB

UCR data for 2009 are preliminary, pending semi-annual audits and completion for the 2009 UCR report. Figures may change.